

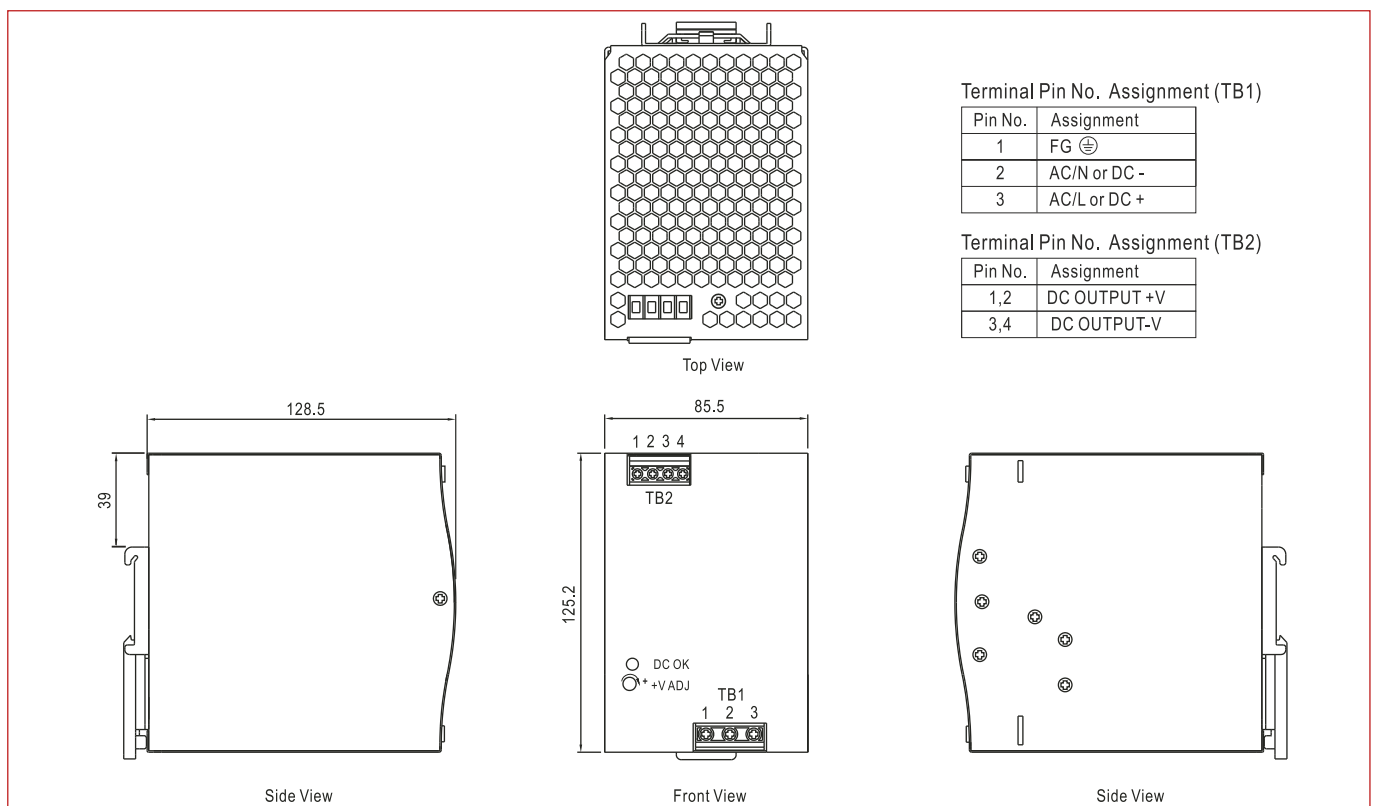
# R-NDR-480-XX SWITCHING POWER SUPPLY

## Main Features

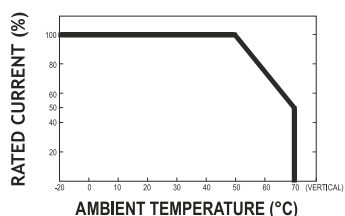
- 20 A output - 24 VDC
- 10 A output - 48 VDC
- AC input voltage range: 90~264 VAC
- -20~+70 °C ambient temperature
- Protections: Short Circuit, Overload, Over Voltage, Over Temperature
- DC output voltage adjustable
- DIN rail TS-35 / 7.5 or 15 mounting
- Warranty: 24 months



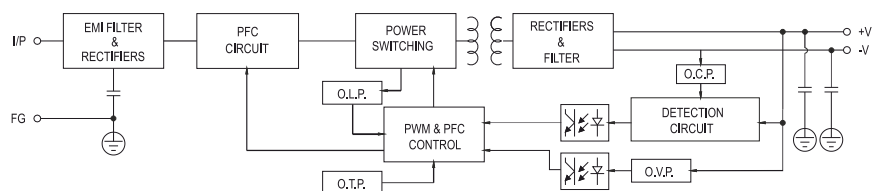
## Dimensions (Units:mm)



## MORE INFO



DERATING CURVE

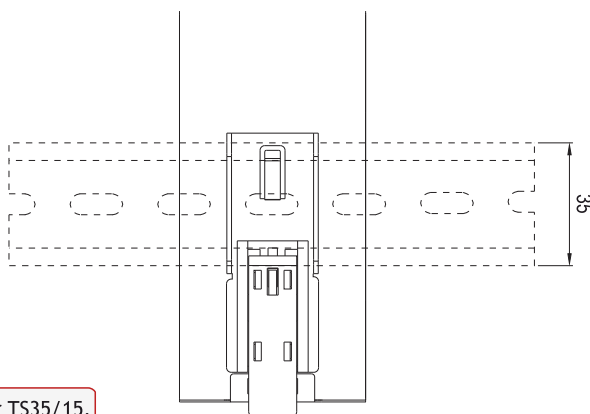


BLOCK DIAGRAM

## Specifications

MODEL		R-NDR-480-24	R-NDR-480-48
OUTPUT	DC VOLTAGE	24 V	48 V
	RATED CURRENT	20A	10A
	RATED POWER (convection)	480W	480W
	VOLTAGE ADJ. RANGE	24~28V	48-55V
	VOLTAGE TOLERANCE Note.3	±1.0%	±1.0%
	LINE REGULATION	±0.5%	±0.5%
	LOAD REGULATION	±1.0%	±1.0%
INPUT	VOLTAGE RANGE Note.3	90 ~ 264VAC      127 ~ 370VDC	90 ~ 264VAC      127 ~ 370VDC
	FREQUENCY RANGE	47 ~ 63Hz	47 ~ 63Hz
	EFFICIENCY	92.5%	92.5%
	AC CURRENT (Typ.)	4.8A/115 VAC      2.4A/230VAC	4.8A/115 VAC      2.4A/230VAC
PROTECTION	OVERLOAD	105-130% rated output power Protection type : Constant current limiting, until will shut down after 3 seconds, re-power to recover	
	OVER VOLTAGE	29 ~ 33V	56 ~ 65V
	OVER TEMPERATURE	Protection type :Shut down O/P voltage, re-power on to recover	
	WORKING TEMP.	-20 ~ +70 (Refer to "Derating Curve")	
ENVIRONMENT	WORKING HUMIDITY	20 ~ 95% RH non-condensing	
	VIBRATION	10 ~ 500Hz 2G 10min./1c cle 60min. each along X Y Z axes	
	SAFETY STANDARDS	UL508, TUV EN60950-1 approved	
SAFETY & EMC (Note.5)	WITHSTAND VOLTAGE	I/P-O/P:3KVAC    I/P-FG:2KVAC    O/P-FG:0.5KVAC	
	ISOLATION RESISTANCE	I/P-O/P, I/P-FG, O/P-FG:>100M Ohms / 500VDC / 25°C / 70% RH	
	EMC EMISSION	Compliance to EN55032 (CISPR32), EN61204-3 Class B, EN61000-3-2,-3	
	EMC IMMUNITY	Compliance to EN61000-4-2,3,4,5,6,8,11, EN55024, EN61000-6-2 (EN50082-2), EN61204-3, heavy industry level, criteria A	
OTHERS	MTBF	146.8K hrs min.    MIL-HDBK-217F (25°C)	
NOTE	<ol style="list-style-type: none"> <li>All parameters NOT specially mentioned are measured at 230 VAC input, rated load and 25°C ambient temperature.</li> <li>Tolerance: includes set up tolerance, line regulation and load regulation.</li> <li>Please check the derating curve for more details.</li> <li>The ambient temperature derating of 5°C /1000m is needed for operating altitude greater than 2000m (6500ft).</li> <li>The power supply is considered a component which will be installed into a final equipment. The final equipment must be re-confirmed that it still meets EMC directives.</li> </ol>		

## Mounting



This series fits DIN rail TS35/7.5 or TS35/15.

Back View